



MAZDA MOTOR CORPORATION


MAZDA CX-60

KH-R0C-A1
E-231D

All details and specifications of the vehicles and their options shown on the pages of this catalogue are subject to change without notice and may vary according to locale. Due to the printing process, the colours of the bodies and interiors may differ slightly from the actual colours. Please consult your local Mazda dealer for exact information.
© Mazda Motor Corporation Printed in Japan.

www.mazda.com

MAZDA MOTOR CORPORATION
ESTD. 1920 Hiroshima, Japan

A white Mazda SUV is shown from a rear three-quarter view, parked in a dense forest. The car is the central focus, with its sleek lines and alloy wheels clearly visible. The background is filled with trees and bushes, some with vibrant autumn foliage in shades of pink, orange, and red, while others are still green. The lighting is soft and natural, creating a serene and inspiring atmosphere.

We believe in the power of human potential;
creativity, imagination and the amazing things
we're all capable of when we're inspired.

We believe in taking the unconventional road
and going the extra mile to do work that inspires.

We believe in artisans, designers, engineers and ambassadors
who pour human energy into their work.

We believe in the power of cars to move human emotions.
To awaken senses, heighten reflexes, make pulses race.

We believe the joy of being alive comes from
what we discover on our journey,
and the inspiration we find in every mile.

MAZDA MAKES YOU FEEL ALIVE.





BORN OUT OF A UNIQUE JAPANESE AESTHETIC





PASSION FOR DRIVING





ENERGIZES AND INSPIRES CONFIDENCE

Please consult your Mazda dealer for exact information on the introduction schedule of models shown in this catalogue and details of their specifications.

LESS IS MORE







Note: All images shown are for illustration purposes only.

BUILT TO RESPOND

ALL-NEW SCALABLE PLATFORM WITH LONGITUDINAL ENGINE

Put simply, Mazda is a name that means driving pleasure. With feeling completely at one with the car, as if it's an extension of you. We call that feeling *Jinba-ittai*. It's the hallmark of all our vehicles, and you'll find it in full measure in CX-60. Engineered to give exhilarating response that is also friendly to the environment, CX-60's in-line six-cylinder engine and front-engine rear-wheel-drive (FR) layout is the debut of the longitudinal version of our Skyactiv Multi-Solution Scalable Architecture platform. This all-new platform accommodates both four- and six-cylinder longitudinal engines of any capacity, as well as diverse electrification technologies such as our M Hybrid mild hybrid system. Design was directed by our unique Skyactiv-Vehicle Architecture concept, assuring that CX-60 works with the human body's inherent ability to maintain balance while in motion to place you in full command of the greater power of our newly developed engine. So you can comfortably maintain a relaxed, well-balanced posture even as you experience the pleasure of controlling G forces in various driving situations.

In-depth research into how force is transmitted through CX-60's structure resulted in an extremely rigid body you can immediately feel responding to your control inputs, giving you a true sense of unity with the vehicle. This is further enhanced by seats meticulously designed to support the pelvis and preserve balance to enhance your feeling of being one with CX-60.



Please consult your Mazda dealer for exact information on the introduction schedule of models shown in this catalogue and details of their specifications.



BALANCE OF POWER

CX-60 offers an all-new selection of Skyactiv powertrains allowing you to select one that exactly meets your needs. Of course, they all have a common foundation in Skyactiv Technology so no matter which you choose, you enjoy a superior combination of high output and high efficiency. First is the newly developed petrol e-Skyactiv G 3.3-litre turbocharged in-line six-cylinder engine offering dramatically improved driving performance. Developed under a 'right-sizing' concept which calls for optimizing displacement to maximize gains in fuel and power efficiency, and thanks to cleverly simplified structure, this straight-six unit has weight comparable to a four-cylinder engine, contributing to efficient space utility and improved handling performance. Our latest electrification technology, M Hybrid Boost (MHEV48), is paired with e-Skyactiv G. This unique mild hybrid system captures energy from deceleration, storing it as electricity to power a motor that assists the engine during

pull-away and acceleration. And to further improve fuel economy, the motor also assists in the light-load range from idling to low speed, the area where internal combustion engines are at their least efficient. A second engine choice is the in-line four-cylinder petrol Skyactiv G. This high-efficiency 2.5-litre direct-injection petrol engine benefits from Mazda's uniquely innovative technology to deliver stirring response along with excellent fuel economy, providing a genuinely satisfying drive even when quick acceleration is required such as during overtaking or pulling away from a standstill. All powerplants are mated with an eight-speed automatic transmission featuring a clutch instead of a torque converter. This results in a more direct transfer of the engine and motor's torque to provide fast, positive shifting similar to a manual gearbox, more perfectly embodying Mazda's *Jinba-ittai* driving philosophy.



Note: Engine availability varies by country. Please consult your Mazda dealer for exact information.

POISED TO PERFORM

i-ACTIV AWD

CX-60's longitudinal powertrain layout allows i-Activ AWD to give you the best of both worlds: the neutral cornering characteristics of a rear-wheel-drive system combined with the reassuring stability of all-wheel drive. This full-time AWD system primarily delivers power to the rear wheels for the superior handling associated with the sports car's classic FR configuration, yet continuously monitors driving conditions to dynamically direct power to any of the four wheels as necessary. The result is a new level of high-speed, straight-line stability on highways, inspiring handling on winding roads, and reliably stable traction on snow or slippery surfaces. It's truly the essence of *Jinba-ittai* driving.

On hybrid models, i-Activ AWD works in conjunction with the regeneration system to optimize the front/rear distribution of regenerative braking, helping to maximize the energy recovered from each wheel during deceleration. And available Mazda Intelligent Drive Select (Mi-Drive) offers Normal, Sport and Off-Road modes* with integrated control of the powertrain, brake system and AWD tailored to optimize power distribution to the wheels according to the specific requirements of the mode selected.

*Mi-Drive specifications (selectable modes) vary by country and model grade. Please consult your Mazda dealer for exact information.

KINEMATIC POSTURE CONTROL (KPC)

At the front, a double-wishbone suspension system, optimally designed to take advantage of the extra space afforded by the longitudinal powertrain layout. At the rear, a multi-link setup. And now our newly developed Kinematic Posture Control (KPC) is introduced to leverage the inherent strengths of this suspension system to achieve smoother body movement in everyday driving, and suppress body roll during high-speed cornering. CX-60's rear suspension is specifically designed to oppose lift and draw the body down towards the road when the driver brakes. KPC capitalizes on this by slightly applying brake force on the inside rear wheel, especially during high speed turns, to mitigate roll and keep CX-60 reassuringly flat and stable through the curves. In addition, KPC monitors the difference in rotational speed between the rear wheels to calculate actual cornering performance in real time, using this information to maintain linear body movement and stabilize CX-60's posture. KPC's effect is particularly noticeable in tight bends and over rough surfaces, controlling body roll and making the vehicle feel more firmly planted to provide a smooth, confidence-inspiring ride for driver and passengers alike.



Please consult your Mazda dealer for exact information on the introduction schedule of models shown in this catalogue and details of their specifications.

ALL ABOUT YOU

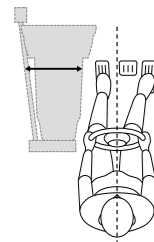
DRIVING POSITION

Sit upright in the driver's seat, extend your legs, and the pedals fall naturally beneath your feet. This is where Mazda's ideal driving position begins. And CX-60 maintains this, along with an optimum accelerator pedal design and all the other carefully considered human-centric cockpit design features that are typical of Mazda.

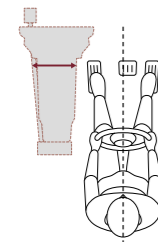
The newly developed Driver Personalization System takes our pursuit of ease of operation to a new level, helping drivers of widely differing sizes get their ideal cockpit setup in terms of both physique and preferences. With data on the driver's height

input, the Automatic Driving Position Guide then uses a camera to detect the driver's eye position and adjust seat position, steering wheel, Active Driving Display and door mirrors to suit. The system also features an automatic setting recovery function, employing facial recognition and data on over 250 settings stored in memory to quickly restore preferences for up to six individual drivers. In addition, the driver entry/exit assist system automatically slides the seat and moves the steering wheel to make getting in and out easier.

Ample pedal space for the ideal driving position

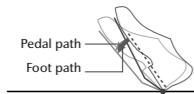


Typical RWD-based AWD model
Unbalanced, uncomfortable body posture



CX-60 AWD model
Balanced, comfortable posture with legs extended naturally

Organ-type accelerator pedal



The pedal revolves around a fixed pivot point close to where the heel rests on the floor, allowing the foot and pedal to move in a coordinated motion and relieving stress on the lower leg muscles.



HUMAN-MACHINE INTERFACE (HMI)

Enhanced visibility and at-a-glance readability: that's what CX-60's new HMI gives you. Both the large meter cluster and the centre display feature 12.3-inch TFT LCD screens* to provide greater contrast and better legibility. Essential vehicle information is shown in the meter cluster just in front of you while the Active Driving Display on the windscreen puts constantly changing high-priority information close to your line of sight. Information related to entertainment and convenience is provided in the centre display mounted high on the dashboard.


*Sizes of meter cluster and centre display vary by country and model grade. Please consult your Mazda dealer for exact information.




THE SOUND OF SATISFACTION

ADVANCED ACOUSTIC ENVIRONMENT

A supremely quiet cabin is the essential backdrop to top quality in-car audio. CX-60's rigid body structure helps achieve that, suppressing intrusion of unwanted noise and vibration through extensive sound insulation and NVH measures. With this as its foundation, our unique Mazda Harmonic Acoustics audio initiative creates a breathtaking audio experience for everybody in the vehicle. Innovative cabin design allowed large 4.8-litre woofer enclosures in the front side cowls to pump out more authoritative bass with greater dynamic range. The exclusive amplifier features multiple audiophile technologies working synergistically to deliver detailed, high quality sound with more of the subtle nuances of music. And Master Sound Revive Noise Reduction (MSR NR), making its debut in a car audio system, does exactly what the name says by drastically reducing the low-level noise that can muddy sound to bring you a high quality audio experience closer to the artist's intention. In total, CX-60 provides unprecedented listening pleasure to everybody no matter where they are seated. In addition to the standard eight-speaker audio system, a Bose® premium sound system with twelve speakers is also available (see page 23).



Eight-speaker system

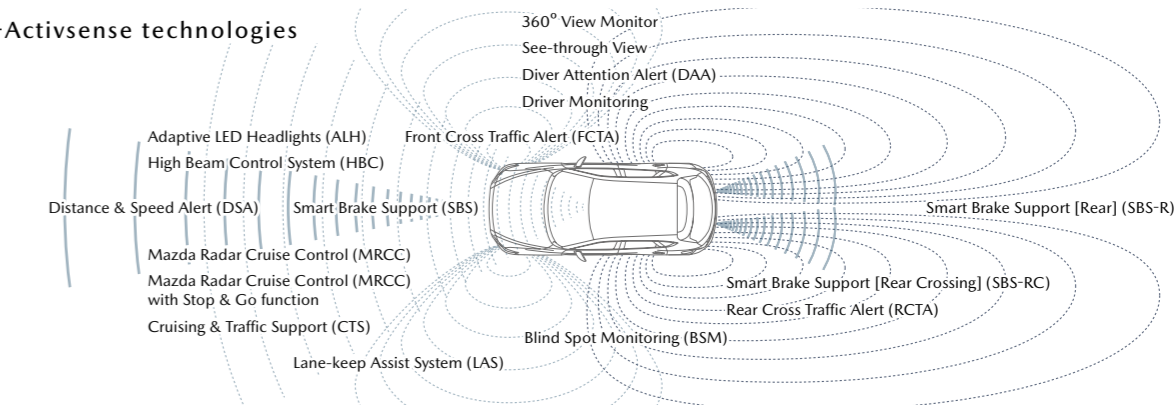


Twelve-speaker system

MAZDA PROACTIVE SAFETY

True driving pleasure requires more than just vehicle response and performance. It also demands the peace of mind that comes with feeling safe, secure and in control. In line with our human-centred design philosophy, Mazda Proactive Safety is engineered around you, the driver, to support you in anticipating and assessing your driving environment moment by moment, helping you to recognize and avoid danger beforehand rather than react after a hazardous situation has developed. i-Activsense with its full spectrum of remote sensing devices provides continuous 360° monitoring around the vehicle and alerts you to potential threats. And when necessary, its advanced autonomous control/brake systems assist in staying out of harm's way.

i-Activsense technologies



Notes: i-Activsense safety features are not a substitute for safe and attentive driving. There are limitations to the range and detection of the systems. Availability of safety equipment/features varies according to country and model grade. Please consult your Mazda dealer for exact information.

CENTRED ON SAFETY




EXTERIOR AND INTERIOR COLOURS


BODY COLOURS



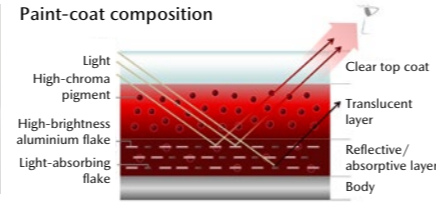
Soul Red Crystal Metallic (46V)



Machine Grey Metallic (46G)




Rhodium White Metallic (51K)



TAKUMI-NURI

Mazda's unique painting technology Takumi-Nuri (*takumi*: master craftsman, *nuri*: painting), with its unprecedented combination of colour, highlights, shade and depth, further emphasizes the sheer beauty and quality of the dynamic body shape. The lineup includes three Takumi-Nuri body colours: Soul Red Crystal Metallic, Machine Grey Metallic and Rhodium White Metallic.




Platinum Quartz Metallic (47S)



Sonic Silver Metallic (45P)



Deep Crystal Blue Mica (42M)




Jet Black Mica (41W)



Arctic White (A4D)

SEAT MATERIALS




Nappa leather, Tan



Nappa leather, Pure White



Nappa leather, Pure White



Nappa leather, Black




Leather, Greige




Leather, Black



Leatherette, Greige



Leatherette, Black



Cloth, Black

EQUIPMENT



The large panoramic sunroof provides an expansive top view and brings light to the entire cabin, delivering an open, airy feel to passengers in the front and rear alike.



Jointly developed with Bose®, CX-60's audio system features 12 speakers for powerful, clearly defined sound. The unique Centerpoint2 surround system delivers a superbly focused, three-dimensional sonic image even from stereo sources, while AUDIOPILOT2 monitors ambient noise levels and automatically adjusts audio volume.



The centre console tray includes a Qi wireless charger* to enable charging of compatible smartphones and other devices placed on it when the engine is running.

*Warning: Radio waves emitted by the wireless charger may affect implantable medical devices such as cardiac pacemakers and cardioverter defibrillators. Please consult your local Mazda dealer for exact information.



The front-seat ventilation system draws hot and humid air away from areas where the body is in contact with the seat surface for greater comfort. Perforations are widely and evenly distributed across the seatback and cushion for maximum efficiency, and the system offers three-stage control.



Ventilation outlets with louvres at the back of the large front centre console provide independently adjustable airflow to passengers in the rear. Left and right rear seats are heated with three-stage temperature control.



Photo shows a different Mazda model.

With the advanced key in your pocket or bag, a quick kick beneath the sensor located under the rear bumper lets you open and close the power liftgate, a convenient feature when your hands are full or when you don't want to touch the car because it is wet or muddy.